



**ALBAYRAQ
ALMAASY**

GBG

SERIES





GASOLINE PORTABLE GENERATOR







ALBAYRAQ ALMAASY CO., LTD.
ELECTRICAL EQUIPMENT, TOOLS, GENERATORS & SERVICES
LIBYAN COMPANY WITH LICENCE: 5469573
TRIPOLI OFFICE :
TEL: +218912190992 TEL: +218922190992
BENGHAZI OFFICE :
TEL: +218913667740 TEL: +218943667740
EMAIL: INFO@ALMAASY.COM WEBSITE: WWW.ALMAASY.COM

GROUP		GBG 15	GBG 15I	GBG 25IS	GBG 30I
					
Max. Output Power	kVA	1,5	1,5	2,5	3
Rated Output Power	kVA	1,3	1,3	2,1	2,5
Power Factor	Cos Q	0,8	0,8	0,8	0,8
Frequency	Hz	50	50	50	50
Voltage	V	230	230	230	230
Current	A	6	6	9	11
Noice Level (from 7 meter @ 1/4 Load)	dB(A)	≤65	≤65	≤50	≤65
ENGINE					
Type	OHV (Overhead Valve), Single Cylinder, Forced Air Cooled, 4-Stroke				
Brand	GBE	GENPOWER	GENPOWER	GENPOWER	GENPOWER
Model		GBE 160F	GBE 145F	GBE 148F	GBE 152F
Displacement	cc	113	60	79,7	98
BorexStroke	mm	60 x 40	45 x 35	48 x 43	52 x 46
Compression Ratio		8.5:1	6.2:1	9:1	8.5:1
Ignition		TCI	TCI	CDI	TCI
Fuel Tank Capacity	Lt	5	5	5,6	5
Run Time @ %50 Load	Hour	6	6	6	6
Fuel Consumption	Lt / h	0,374 gr/kWh – 0,39 Lt/h with Full Load	0,374 gr/kWh – 0,39 Lt/h with Full Load	0,374 gr/kWh – 0,63 Lt/h with Full Load	0,374 gr/kWh-0,75 Lt/h with Full Load
Oil Capacity	Lt	0,4	0,4	0,6	0,6
Engine Start System		Recoil	Recoil	Recoil	Recoil
Speed	rpm	3000	2000/4400	2000/4400	2000/4400
ALTERNATOR					
Type		Syncon Alternator	Digital Inverter	Digital Inverter	Digital Inverter
Phase		Single Phase	Single Phase	Single Phase	Single Phase
Voltage Ratio		AVR	Electronic	Electronic	Electronic
Protection Class		IP 23	IP 23	IP 23	IP 23
Insulation Class		H/F	H/F	H/F	H/F
Wire	100%	Copper	Copper	Copper	Copper
THD (Total Harmonic Distortion)	%	≤10-15	≤3	≤3	≤3
OTHER DETAILS					
Analog Voltmeter		✓	-	-	-
USB Socket		-	-	✓	✓
Parallel Socket		-	-	✓	✓
Wheel and Handle		-	Handle Type	Handle Type	-
DIMENSIONS					
Package		Carton	Carton	Carton	Carton
Carton Size	cm	48x39x44	40x38x39	55x35x53	53x44x54
Net Weight/Gross Weight	Kg	24/26	13/14	20/22,5	26/28
Container Loading Qty's 20GP/40GP/40HQ	Pcs	468/868/868	522/1062/1239	276/556/695	228/456/465



GROUP		GBG 30IS	GBG 4000	GBG 4000E	GBG 40
					
Max. Output Power	kVA	3	4	4	4
Rated Output Power	kVA	2,5	3,5	3,5	3,2
Power Factor	Cos Q	0,8	0,8	0,8	0,8
Frequency	Hz	50	50	50	50
Voltage	V	230	230	230	230
Current	A	11	15	15	14
Noice Level (from 7 meter @ 1/4 Load)	dB(A)	≤50	≤65	≤65	≤65
ENGINE					
Type	OHV (Overhead Valve), Single Cylinder, Forced Air Cooled, 4-Stroke				
Brand	GBE	GENPOWER	GENPOWER	GENPOWER	GENPOWER
Model		GBE 152F	GBE 170F	GBE 170F	GBE 170F
Displacement	cc	98	212	212	212
BorexStroke	mm	52 x 46	70x55	70x55	70x55
Compression Ratio		8.5:1	8.5:1	8.5:1	8.5:1
Ignition		CDI	TCI	TCI	TCI
Fuel Tank Capacity	Lt	5,6	17	17	15
Run Time @ %50 Load	Hour	6	6	6	6
Fuel Consumption	Lt / h	0,374 gr/kwh-0,75 Lt/ with Full Load	0,374 gr/kwh-1 Lt/ with Full Load	0,374 gr/kwh-1 Lt/ with Full Load	0,374 gr/kwh-0,96 Lt/ with Full Load
Oil Capacity	Lt	0,6	0,6	0,6	0,6
Engine Start System		Recoil	Recoil	Electric Start/Recoil	Recoil
Speed	rpm	2000/4400	3000	3000	3000
ALTERNATOR					
Type		Digital Inverter	Synchron Alternator	Synchron Alternator	Synchron Alternator
Phase		Single Phase	Single Phase	Single Phase	Single Phase
Voltage Ratio		Electronic	AVR	AVR	AVR
Protection Class		IP 23	IP 23	IP 23	IP 23
Insulation Class		H/F	H/F	H/F	H/F
Wire	100%	Copper	Copper	Copper	Copper
THD (Total Harmonic Distortion)	%	≤3	≤10-15	≤10-15	≤10-15
OTHER DETAILS					
Analog Voltmeter		-	✓	✓	✓
USB Socket		✓	-	-	-
Parallel Socket		✓	-	-	-
Wheel and Handle		Handle Type	-	✓	-
DIMENSIONS					
Package		Carton	Carton	Carton	Carton
Carton Size	cm	55x35x53	645x490x480	680x510x540	60x44x45
Net Weight/Gross Weight	Kg	20/22,5	42/44	73/75	39/41
Container Loading Qty's 20GP/40GP/40HQ	Pcs	276/556/695	200/420/420	120/256/256	210/450/550



GROUP		GBG 40E	GBG 40I	GBG 40IE	GBG 50
					
Max. Output Power	kVA	4	4	4	5
Rated Output Power	kVA	3,2	3,5	3,5	4,2
Power Factor	Cos Q	0,8	0,8	0,8	0,8
Frequency	Hz	50	50	50	50
Voltage	V	230	230	230	230
Current	A	14	15	15	18
Noice Level (from 7 meter @ 1/4 Load)	dB(A)	≤65	≤65	≤65	≤68
ENGINE					
Type	OHV (Overhead Valve), Single Cylinder, Forced Air Cooled, 4-Stroke				
Brand	GBE	GENPOWER	GENPOWER	GENPOWER	GENPOWER
Model		GBE 170F	GBE 165F	GBE 165F	GBE 170FB
Displacement	cc	212	149	149	225
BorexStroke	mm	70x55	65x45	65x45	70x58
Compression Ratio		8.5:1	8.5:1	8.5:1	8.5:1
Ignition		TCI	TCI - Transistor Electronic Ignition	TCI	TCI
Fuel Tank Capacity	Lt	15	15	15	16
Run Time @ %50 Load	Hour	6	6	6	6
Fuel Consumption	Lt / h	0,374 gr/kwh-0,96 Lt/ with Full Load	0,374 gr/kwh-1 Lt/ Full Load	0,374 gr/kwh-1 Lt/ Full Load	0,374 gr/kwh-1,26 Lt/ with Full Load
Oil Capacity	Lt	0,6	0,6	0,6	0,6
Engine Start System		Electric Start/Recoil	Recoil	Electric Start/Recoil	Recoil
Speed	rpm	3000	2000/4400	3000	3000
ALTERNATOR					
Type		Synchron Alternator	Digital Inverter	Digital Inverter	Synchron Alternator
Phase		Single Phase	Single Phase	Single Phase	Single Phase
Voltage Ratio		AVR	Electronic	Electronic	AVR
Protection Class		IP 23	IP 23	IP 23	IP 23
Insulation Class		H/F	H/F	H/F	H/F
Wire	100%	Copper	Copper	Copper	Copper
THD (Total Harmonic Distortion)	%	≤10-15	≤3	≤3	≤10-15
OTHER DETAILS					
Analog Voltmeter		✓	-	-	✓
USB Socket		-	✓	✓	-
Parallel Socket		-	✓	✓	-
Wheel and Handle		✓	-	✓	-
DIMENSIONS					
Package		Carton	Carton	Carton	Carton
Carton Size	cm	60x44x45	53x44x54	53x44x54	60x44x45
Net Weight/Gross Weight	Kg	44/46	27/29	29/31	46/48
Container Loading Qty's 20GP/40GP/40HQ	Pcs	210/450/550	228/456/465	228/456/465	210/450/550




GROUP		GBG 50E	GBG 50I	GBG 50IE	GBG 50IX
					
Max. Output Power	kVA	5	5	5	5
Rated Output Power	kVA	4,2	4,2	4,5	4,4
Power Factor	Cos Q	0,8	0,8	0,8	0,8
Frequency	Hz	50	50	50	50
Voltage	V	230	230	230	230
Current	A	18	18	20	19
Noice Level (from 7 meter @ 1/4 Load)	dB(A)	≤68	≤68	≤68	≤65
ENGINE					
Type	OHV (Overhead Valve), Single Cylinder, Forced Air Cooled, 4-Stroke				
Brand	GBE	GENPOWER	GENPOWER	GENPOWER	GENPOWER
Model		GBE 170FB	GBE 170FPI	GBE 170FPI	GBE 170F2-T
Displacement	cc	225	223	223	233
BorexStroke	mm	70x58	70x58	70x58	70x58
Compression Ratio		8.5:1	8.5:1	8.5:1	8.5:1
Ignition		TCI	TCI	TCI	CDI
Fuel Tank Capacity	Lt	16	15	15	10
Run Time @ %50 Load	Hour	6	6	6	6
Fuel Consumption	Lt / h	0,374 gr/kwh-1,26 Lt/ with Full Load	0,374 gr/kwh-1,35 Lt/ with Full Load	0,374 gr/kwh-1,35 Lt/ with Full Load	0,374 gr/kwh-1,31 Lt/ with Full Load
Oil Capacity	Lt	0,6	0,6	0,6	0,6
Engine Start System		Electric Start/Recoil	Electric Start/Recoil	Electric Start/Recoil	Electric Start/Recoil
Speed	rpm	3000	2000/3600	2000/3600	2000/3600
ALTERNATOR					
Type		Syncon Alternator	Digital Inverter	Digital Inverter	Syncon Alternator
Phase		Single Phase	Single Phase	Single Phase	Single Phase
Voltage Ratio		AVR	Electronic	Electronic	AVR
Protection Class		IP 23	IP 23	IP 23	IP 23
Insulation Class		H/F	H/F	H/F	H/F
Wire	100%	Copper	Copper	Copper	Copper
THD (Total Harmonic Distortion)	%	≤10-15	≤3	≤3	≤3
OTHER DETAILS					
Analog Voltmeter		✓	-	-	-
USB Socket		-	✓	✓	✓
Parallel Socket		-	✓	✓	✓
Wheel and Handle		✓	-	✓	-
DIMENSIONS					
Package		Carton	Carton	Carton	Carton
Carton Size	cm	60x44x45	53x44x54	53x44x54	465x445x505
Net Weight/Gross Weight	Kg	51/53	27/29	30/32	28/30
Container Loading Qty's 20GP/40GP/40HQ	Pcs	210/450/550	228/456/465	228/456/465	260/520/650



GROUP		GBG 50IXE	GBG 50IXSE	GBG 7500E	GBG 7500TE
					
Max. Output Power	kVA	5	5	7,5	7,5
Rated Output Power	kVA	4,5	4,4	6,3	6,3
Power Factor	Cos Q	0,8	0,8	0,8	0,8
Frequency	Hz	50	50	50	50
Voltage	V	230	230	230	231/400
Current	A	18	19	27	3x9,1
Noice Level (from 7 meter @ 1/4 Load)	dB(A)	≤65	≤62	≤74	≤74
ENGINE					
Type	OHV (Overhead Valve), Single Cylinder, Forced Air Cooled, 4-Stroke				
Brand	GBE	GENPOWER	GENPOWER	GENPOWER	GENPOWER
Model		GBE 170F2-T	GBE 170F2-T	GBE 188FD	GBE 188FD
Displacement	cc	233	233	459	459
BorexStroke	mm	70x58	70x58	90x66	90x66
Compression Ratio		8.5:1	9:1	8.5:1	8.5:1
Ignition		CDI	CDI	TCI	TCI
Fuel Tank Capacity	Lt	10	12	30	30
Run Time @ %50 Load	Hour	6	6	6	6
Fuel Consumption	Lt / h	0,374 gr/kwh-1,31 Lt/ with Full Load	0,374 gr/kwh-1,31 Lt/ with Full Load	0,374 gr/kwh-1,88 Lt/ with Full Load	0,374 gr/kwh-1,88 Lt/ with Full Load
Oil Capacity	Lt	0,6	0,6	1,1	1,1
Engine Start System		Electric Start/Recoil	Electric Start/Recoil	Electric Start/Recoil	Electric Start/Recoil
Speed	rpm	2000/3600	2000/4400	3000	3000
ALTERNATOR					
Type		Synchron Alternator	Synchron Alternator	Synchron Alternator	Synchron Alternator
Phase		Single Phase	Single Phase	Single Phase	Three Phase
Voltage Ratio		AVR	AVR	AVR	AVR
Protection Class		IP 23	IP 23	IP 23	IP 23
Insulation Class		H/F	H/F	H/F	H/F
Wire	100%	Copper	Copper	Copper	Copper
THD (Total Harmonic Distortion)	%	≤3	≤3	≤10-15	≤10-15
OTHER DETAILS					
Analog Voltmeter		-	-	✓	✓
USB Socket		✓	✓	-	-
Parallel Socket		✓	✓	-	-
Wheel and Handle		-	✓	✓	✓
DIMENSIONS					
Package		Carton	Carton	Carton	Carton
Carton Size	cm	465x445x505	645x490x595	680x510x540	680x510x540
Net Weight/Gross Weight	Kg	30/32	37/39	73/75	75/77
Container Loading Qty's 20GP/40GP/40HQ	Pcs	260/520/650	260/520/650	120/256/256	120/256/256



GROUP		GBG 75E	GBG 75IE	GBG 75TE	GBG 110E
					
Max. Output Power	kVA	7,5	7,5	7,5	10,5
Rated Output Power	kVA	6,3	6,3	6,3	9
Power Factor	Cos Q	0,8	0,8	0,8	0,8
Frequency	Hz	50	50	50	50
Voltage	V	230	230	231/400	230
Current	A	27	27	3x9,1	39
Noice Level (from 7 meter @ 1/4 Load)	dB(A)	≤75	≤75	≤75	≤75
ENGINE					
Type	OHV (Overhead Valve), Single Cylinder, Forced Air Cooled, 4-Stroke				
Brand	GBE	GENPOWER	GENPOWER	GENPOWER	GENPOWER
Model		GBE 190F	GBE 172-FI	GBE 190F	GBE 190FB
Displacement	cc	420	236	420	460
BorexStroke	mm	90x66	72x58	90x66	92x69
Compression Ratio		8.5:1	8.5:1	8.5:1	8.5:1
Ignition		TCI	TCI	TCI	TCI
Fuel Tank Capacity	Lt	27	15	27	27
Run Time @ %50 Load	Hour	6	6	6	6
Fuel Consumption	Lt / h	0,374 gr/kwh-1,88 Lt/ with Full Load	0,374 gr/kwh-1,88 Lt/ with Full Load	0,374 gr/kwh-1,88 Lt/ with Full Load	0,374 gr/kwh-2,69 Lt/ with Full Load
Oil Capacity	Lt	1,1	1,1	1,1	1,1
Engine Start System		Electric Start/Recoil	Electric Start/Recoil	Electric Start/Recoil	Electric Start/Recoil
Speed	rpm	3000	2000/3600	3000	3000
ALTERNATOR					
Type		Syncon Alternator	Digital Inverter	Syncon Alternator	Syncon Alternator
Phase		Single Phase	Single Phase	Three Phase	Single Phase
Voltage Ratio		AVR	Electronic	AVR	AVR
Protection Class		IP 23	IP 23	IP 23	IP 23
Insulation Class		H/F	H/F	H/F	H/F
Wire	100%	Copper	Copper	Copper	Copper
THD (Total Harmonic Distortion)	%	≤10-15	≤3	≤10-15	≤10-15
OTHER DETAILS					
Analog Voltmeter		✓	-	✓	✓
USB Socket		-	✓	-	-
Parallel Socket		-	✓	-	-
Wheel and Handle		✓	✓	✓	✓
DIMENSIONS					
Package		Carton	Carton	Carton	Carton
Carton Size	cm	70x53x56	53x44x54	70x53x56	70x53x56
Net Weight/Gross Weight	Kg	78/79	35/37	80/81	83/84
Container Loading Qty's 20GP/40GP/40HQ	Pcs	140/288/294	228/456/465	140/288/294	140/288/294



GROUP		GBG 110IE	GBG 110TE	GBG 130E	GBG 130TE
					
Max. Output Power	kVA	11	10,5	13	13
Rated Output Power	kVA	9	9	11	11
Power Factor	Cos Q	0,8	0,8	0,8	0,8
Frequency	Hz	50	50	50	50
Voltage	V	230	231/400	230	231/400
Current	A	39	3x13	48	3x16
Noice Level (from 7 meter @ 1/4 Load)	dB(A)	≤75	≤75	≤75	≤75
ENGINE					
Type	OHV (Overhead Valve), Single Cylinder, Forced Air Cooled, 4-Stroke				
Brand	GBE	GENPOWER	GENPOWER	GENPOWER	GENPOWER
Model		GBE 190FB	GBE 190FB	GBE 194F	GBE 194F
Displacement	cc	460	460	485	485
BorexStroke	mm	92x69	92x69	94x70	94x70
Compression Ratio		8.5:1	8.5:1	8.5:1	8.5:1
Ignition		TCI	TCI	TCI	TCI
Fuel Tank Capacity	Lt	25	27	27	27
Run Time @ %50 Load	Hour	6	6	6	6
Fuel Consumption	Lt / h	0,374 gr/kwh-2,69 Lt/ with Full Load	0,374 gr/kwh-2,69 Lt/ with Full Load	0,374 gr/kwh-3,29 Lt/ with Full Load	0,374 gr/kwh-3,29 Lt/ with Full Load
Oil Capacity	Lt	1,1	1,1	1,1	1,1
Engine Start System		Electric Start/Recoil	Electric Start/Recoil	Electric Start/Recoil	Electric Start/Recoil
Speed	rpm	2000/3600	3000	3000	3000
ALTERNATOR					
Type		Synchron Alternator	Synchron Alternator	Synchron Alternator	Synchron Alternator
Phase		Single Phase	Single Phase	Single Phase	Three Phase
Voltage Ratio		AVR	AVR	AVR	AVR
Protection Class		IP 23	IP 23	IP 23	IP 23
Insulation Class		H/F	H/F	H/F	H/F
Wire	100%	Copper	Copper	Copper	Copper
THD (Total Harmonic Distortion)	%	≤10-15	≤10-15	≤10-15	≤10-15
OTHER DETAILS					
Analog Voltmeter		-	✓	✓	✓
USB Socket		✓	-	-	-
Parallel Socket		✓	-	-	-
Wheel and Handle		✓	✓	✓	✓
DIMENSIONS					
Package		Carton	Carton	Carton	Carton
Carton Size	cm	66x57x63	70x53x56	70x53x56	70x53x56
Net Weight/Gross Weight	Kg	68/70	85/86	92/94	92/94
Container Loading Qty's 20GP/40GP/40HQ	Pcs	108/216/288	140/288/294	140/288/294	140/288/294



GROUP		GBG 130IE	GBG 1000E	GBG 1000TE
				
Max. Output Power	kVA	13	10	10
Rated Output Power	kVA	11	8,8	8,8
Power Factor	Cos Q	0,8	0,8	0,8
Frequency	Hz	50	50	50
Voltage	V	230	230	231/400
Current	A	48	38	3x12,7
Noice Level (from 7 meter @ 1/4 Load)	dB(A)	≤75	≤74	≤74
ENGINE				
Type	OHV (Overhead Valve), Single Cylinder, Forced Air Cooled, 4-Stroke			
Brand	GBE	GENPOWER	GENPOWER	GENPOWER
Model		GBE 194F	GBE 460KP	GBE 460KP
Displacement	cc	485	459	459
BorexStroke	mm	94x70	92x69	92x69
Compression Ratio		8.5:1	8.5:1	8.5:1
Ignition		TCI	TCI	TCI
Fuel Tank Capacity	Lt	33	30	30
Run Time @ %50 Load	Hour	6	6	6
Fuel Consumption	Lt / h	0,374 gr/kwh-3,29 Lt/ with Full Load	0,374 gr/kwh-2,63 Lt/ with Full Load	0,374 gr/kwh-2,63 Lt/ with Full Load
Oil Capacity	Lt	1,1	1,1	1,1
Engine Start System		Electric Start/Recoil	Electric Start/Recoil	Electric Start/Recoil
Speed	rpm	2000/3600	3000	3000
ALTERNATOR				
Type		Digital Inverter	Syncron Alternator	Syncron Alternator
Phase		Single Phase	Single Phase	Three Phase
Voltage Ratio		Electronic	AVR	AVR
Protection Class		IP 23	IP 23	IP 23
Insulation Class		H/F	H/F	H/F
Wire	100%	Copper	Copper	Copper
THD (Total Harmonic Distortion)	%	≤3	≤10-15	≤10-15
OTHER DETAILS				
Analog Voltmeter		-	✓	✓
USB Socket		✓	-	-
Parallel Socket		✓	-	-
Wheel and Handle		✓	✓	✓
DIMENSIONS				
Package		Carton	Carton	Carton
Carton Size	cm	71x54x64	680x510x540	680x510x540
Net Weight/Gross Weight	Kg	70/73	78/80	81/83
Container Loading Qty's 20GP/40GP/40HQ	Pcs	102/280/280	120/256/256	120/256/256



GROUP

GBG 12000ME



Max. Output Power	kVA	12
Rated Output Power	kVA	10
AC Voltage	V	230
Frequency	Hz	50
Power Factor	CosQ	0,8/1,0

ENGINE

Brand	Genpower	
Model	GBE 2V77F	
Speed	rpm	3000
Displacement	cm ³	614
Number of Cylinder	2-V Type	
Cooling Type	Air Cooled	
Starting System	12V Electric Start	
Running Time -%50 loading	Hour	6
Fuel	Gasoline	
Oil Capacity	L	1,4
Fuel Tank Capacity	L	27,5

ALTERNATOR

Alternator Type	Synchron	
Voltage Regulation Type	AVR	
Total Harmonic (THD)	<%10-15	
Insulation Class	H/F	
Protection Class	IP23	
Windings	Rotor & Stator	%100 Copper

CONTROL PANEL FEATURES AND EQUIPMENT

Heavy Duty type strong base frame	2 pcs 16A Schuko, 1 pcs 32A CEE schuko
Heavy Duty Type big size wheel	1 pcs 12V DC output
Very easy movie with foldable Handle	Digital Panel (Running Time, Voltage, Frequency)
Big size fuel tank	1 pcs Circuit Breaker
Fuel level gauge	Oil Lamp
Fuel Tank Cap, with ventilation	Grounding Terminal
Grounding Terminal	One button Start/Stop plus Remote Control
Low oil level alarm an	Digital Control Panel

DIMENSIONS

Width	Net (with box)	mm	630(730)
Length	Net (with box)	mm	960(1090)
Height	Net (with box)	mm	820(920)
Weight	Net (with box)	kg	170(195)



GROUP

GBS 70M



Max. Output Power	230V-kVA	6.5
Max Output Power	400V-kVA	-
Frequency	Hz	50
Power Factor	CosQ	1

ENGINE

Brand	Briggs Stratton	
Model	Vanguard-Intek	
Speed	rpm	3000
Output Power (3600 rpm)	Kw (HP)	7,5 (10)
Cylinder Displacement	cm ³	305
Number of Cylinder	1	
Cooling System Type	Air	
Initial Starting System	Recoil	
Fuel Consumption	lt/hr	3.1
Fuel	Gasoline	
Oil Capacity	lt	0.8
Fuel Tank Capacity	lt	3.8

ALTERNATOR

Alternator Type	Synchron+Brushless	
Number of Phase	Monophase	
Excitation	Self Excitation	
Power Factor	CosQ	1
Insulation Class	H/F	
Protection Class	IP 21	
Voltage Output Monophase	230V	
Frequene	50 Hz	
Voltage Regulation	+5%	

Chassis

Direct engine – alternator coupling	Easy lifting and move
Mounted in stainless steel pipe frame	Durable against the environmental effects
Vibration absorber wedges between genset chassis	Electrostatic powder painted
Engine top fuel tank the with dial type fuel indicator (only on some models)	Exhaust silencer protected against environmental effects
Mobilise portable wheels under the chassis	Thermally insulated exhaust system
Canopy (optional)	

CONTROL PANEL (Standard)

Voltmeter AC 1 each	Outlet socket, with cover and earth contact 2 each
Thermal circuit breaker 1 each	

DIMENSIONS

Width	mm	690
Length	mm	770
Height	mm	600
Weight	kg	81





ALBAYRAQ ALMAASY



ALBAYRAQ ALMAASY CO., LTD.

ELECTRICAL EQUIPMENT, TOOLS, GENERATORS & SERVICES

TRIPOLI OFFICE

☎: +218912190992

☎: +218922190992

BENHAZI OFFICE

☎: +218913667740

☎: +218943667740

✉: info@almaasy.com

🌐: www.almaasy.com